

# WEATHERmeter for Precision Shooting User Manual



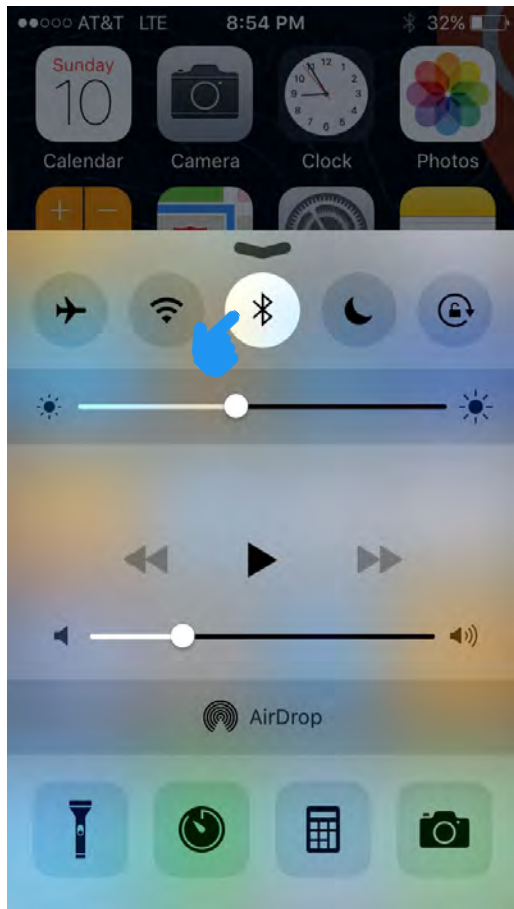
Thank you for purchasing the WeatherFlow WEATHERmeter for Precision Shooting. This document will provide you with the knowledge you will need to use your new meter successfully.

For more questions, email us anytime at [support@geoballistics.com](mailto:support@geoballistics.com)


# **WEATHERmeter for Precision Shooting Instructions for Use**

- 1) Turn on Bluetooth on mobile device
- 2) Open the BallisticsARC app
- 3) Tap the "Hardware" icon in BallisticsARC
- 4) Press the button on the weather meter  
(Note: meter is connected when the take sample button turns green)
- 5) Face directly into the wind with your phone and meter raised into the air
- 6) Begin taking a sample by tapping "Take Sample"
- 7) Conclude the sample by tapping "Stop."
- 8) Tap "Use" to send the desired wind sample to the weather profile for use in your shooting solution

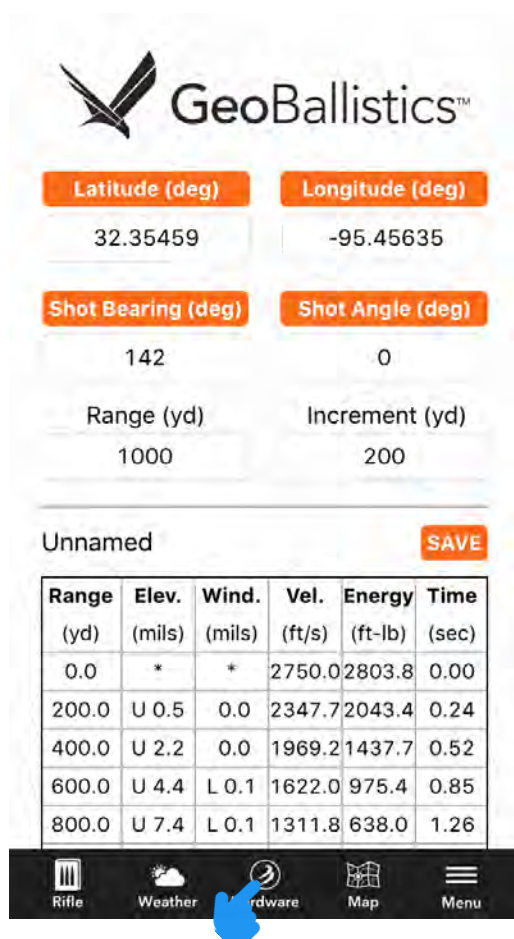
1)



2)



3)



4)



5)



6)

<b>3.0</b> Speed (mp...)	<b>TAKE SAMPLE</b>	<b>234</b> Dir (deg)
<b>69</b> Temp (F)	<b>29.73</b> Pres (in Hg)	<b>42</b> RH (%)
<b>69</b> Feels Like (F)	<b>986</b> DA (ft)	<b>45</b> Dewpoint (F)

**BUY NOW**   **SETTINGS**   Done

7)

<b>4.0</b> Speed (mp...)	<b>STOP 11 sec</b>	<b>263</b> Dir (deg)
<b>71</b> Temp (F)	<b>29.73</b> Pres (in Hg)	<b>49</b> RH (%)
<b>71</b> Feels Like (F)	<b>1195</b> DA (ft)	<b>51</b> Dewpoint (F)

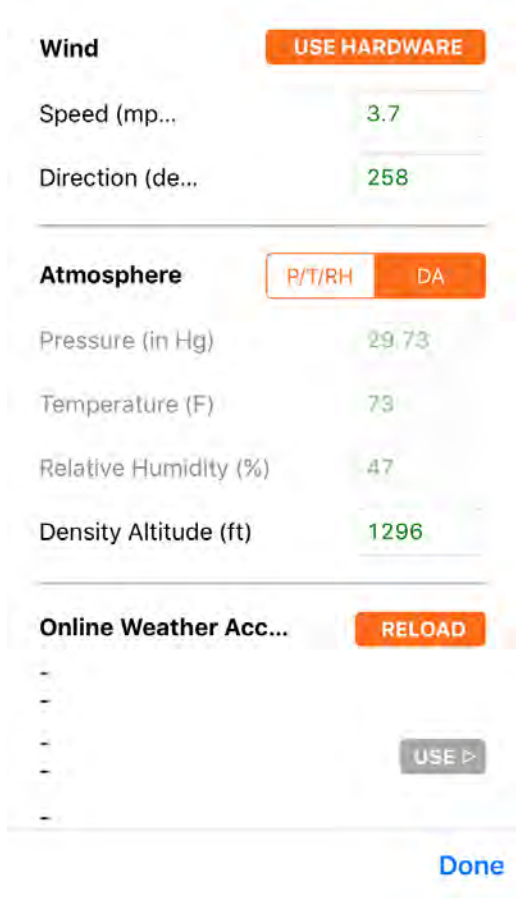
**BUY NOW**   **SETTINGS**   Done

8)

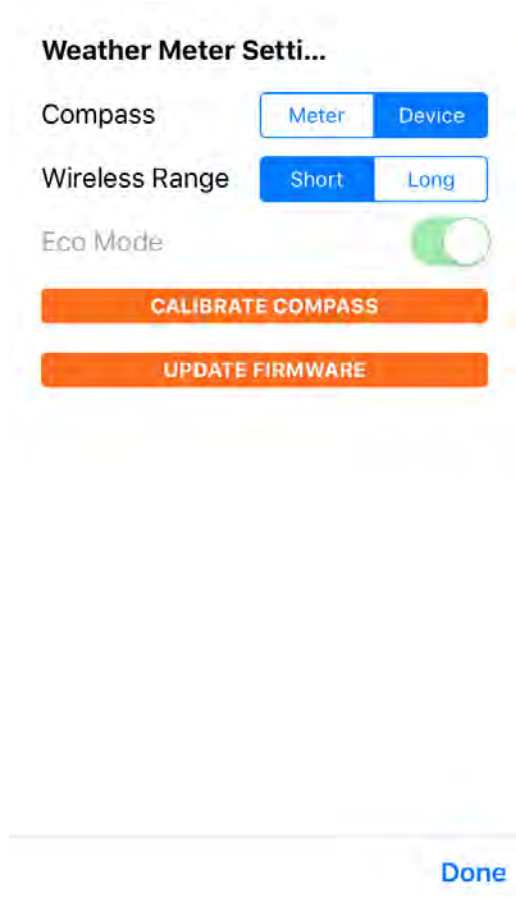
<b>2.9</b> Speed (mp...)	<b>TAKE SAMPLE</b>	<b>256</b> Dir (deg)
<b>74</b> Temp (F)	<b>29.73</b> Pres (in Hg)	<b>32</b> RH (%)
<b>74</b> Feels Like (F)	<b>1353</b> DA (ft)	<b>43</b> Dewpoint (F)

Wind: 3.7 mph @ 258°  
T: 73F / P: 29.73 in Hg / RH: 47%   **USE >**

**BUY NOW**   **SETTINGS**   Done



The **Green** text will verify that this data was obtained from the hardware. **Black** text will indicate that data was entered manually. **Blue** text will indicate that data was obtained from an online source.



The settings menu will appear only when the device is connected.

The weather meter contains a cr2450 battery that has an estimated battery life of 3 years or 500 hours of use. The weather meter will turn off once it has been disconnected from the device for more than 30 seconds. Bluetooth disconnection will occur due to structural interference, range, manual toggle of Bluetooth feature of mobile device, and exiting the hardware screen in BallisticsARC by pushing "done." The hardware screen in BallisticsARC must be open to connect to the device, and you must push "done" in the hardware screen if you wish to force disconnect with the device after a sample has been taken.

