



All models are rugged, totally self-contained, and allow the user to benefit from the improved efficiency and quality that goes with pressure monitoring.

The Gefran melt pressure gauge provides reliable, maintenance-free, localized pressure indication. The small capillary tube filled with a special medium isolates the gauge housing from potential thermal damage.

MAIN FEATURES

- Economically priced
- 1.5 times overload capacity
- Easy-to-read display
- 1/2-20 UNF thread standard, M18 x 1.5 also available
- 15-5 PH stainless steel diaphragm with GTP+ coating standard (others available on request)
- No power required

M50 The rigid stem configuration makes installation fast and easy.

M51 The flexible configuration is designed for applications requiring further thermal isolation or where installation would be otherwise difficult or impractical.

M52 The pressure/temperature configuration requires only one mounting hole for the measurement of both process values.

TECHNICAL SPECIFICATIONS

Nominal Accuracy including Linearity, Repeatability, Hysteresis	L <±1.0% FSO	
Measurement Range	0–350 or 0–700 bar 0–5000 or 0–10000 psi	
Maximum Overpressure	1.5 x FSO	
Measurement Principle	Bourdon tube	
Housing Temperature Range	-30–85°C (-22–185°F)	
Maximum Diaphragm Temperature	400°C (750°F)	
Zero drift due to change in process temperature	0.02 bar/°C (15 psi/100°F)	
Material In Contact with Process Medium	Standard	15-5PH SS (GTP+ coated)
Thermocouple (model M52)	STD : type “J” (isolated junction)	

FSO = Full Scale Output (output signal at nominal pressure)

ACCESSORIES

Accessories

Mounting bracket.....	SF18
Dummy plug for 1/2-20UNF	SC12
Dummy plug for M18x1.5	SC18
Drill kit for 1/2-20UNF.....	KF12
Drill kit for M18x1.5	KF18
Cleaning kit for 1/2-20UNF.....	CT12
Cleaning kit for M18x1.5	CT18

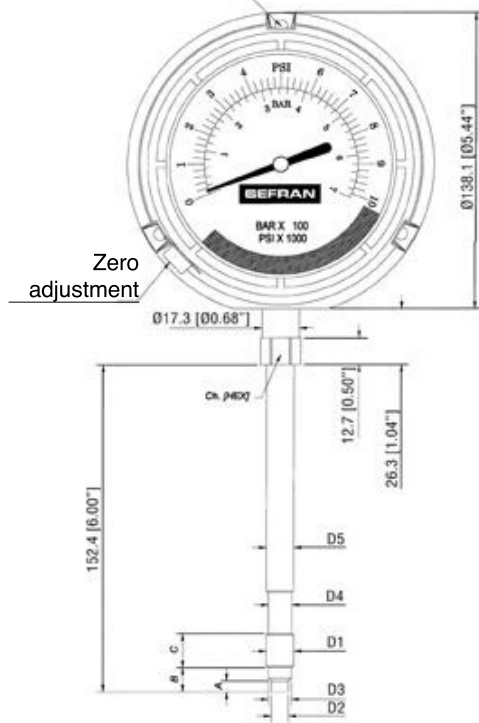
Thermocouple for M52 model

Type “J” (153mm – 6” stem)	TTER718
----------------------------------	----------------

MECHANICAL DIMENSIONS

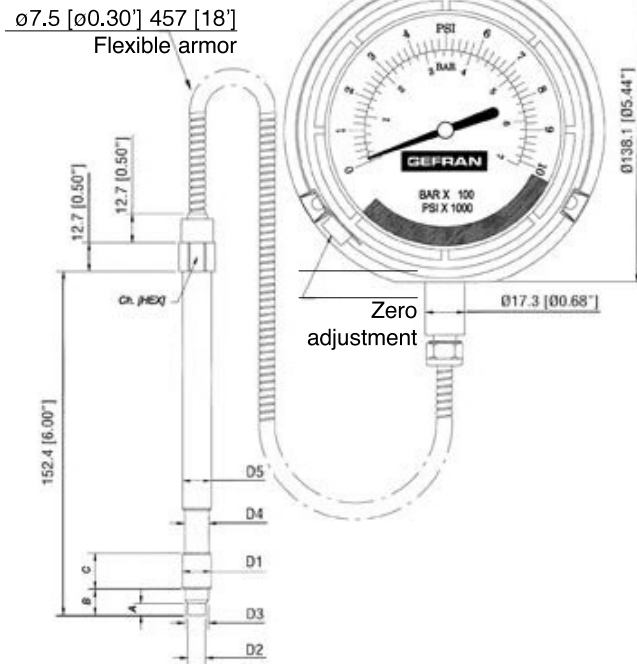
M50

ø 4.7 [ø0.018] Panel mounting



M51

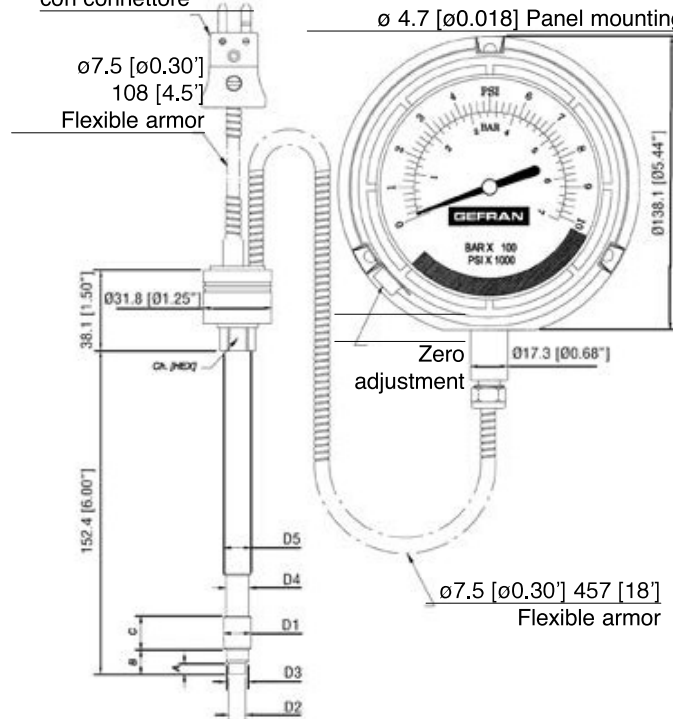
ø 4.7 [ø0.018] Panel mounting



M52

Termocoppia tipo J con connettore

ø 4.7 [ø0.018] Panel mounting



D1	1/2-20 UNF
D2	ø7.8 -0.05 [ø0.307" -0.002]
D3	ø10.49 ±0.025 [ø0.413" ±0.001]
D4	ø10.67 [ø0.42"]
D5	ø12.7 [ø0.5"]
A	5.56 -0.26 [0.219" -0.01]
B	11.4 [0.45"]
C	15.75 [0.62"]
Ch [Hex]	16 [5/8"]

D1	M18x1.5
D2	ø10 -0.05 [ø0.394" -0.002]
D3	ø16 -0.08 [ø0.630" -0.015]
D4	ø16 -0.4 [ø0.630" -0.015]
D5	ø18 [ø0.71"]
A	6 -0.26 [0.236" -0.010]
B	14.8 -0.4 [0.580" -0.016]
C	19 [0.75"]
Ch [Hex]	19 [3/4"]

NOTE : dimensions refer to rigid stem length option "4" (153 mm – 6") and flex length option "D" (457mm – 18")

WARNING : For installation use a maximum tightening torque of 56 Nm(500 in-lb)

ORDER CODE

	M	5	-	0	-	L	-	-	-	-	-	-	000
--	---	---	---	---	---	---	---	---	---	---	---	---	-----

OUTPUT SIGNAL	
Mechanical Gauge	5

VERSION	
Rigid Stem	0
Rigid Stem + Flex	1
With Thermocouple	2

CONNECTOR	
None	0

ACCURACY CLASS	
1.00% FSO	L

RANGE			
bar		psi	
350	B35D	5000	P05M
700	B07C	10000	P10M

000 = standard version Special or customized versions available on request	
---	--

FLEXIBLE LENGTH (mm, inches)	
Standard (M50)	
0	none
Standard (M51, M52)	
D	457 mm, 18"
E	610 mm, 24"
F	760 mm, 30"
Available on request	
A	76 mm, 3"
B	152 mm, 6"
C	300 mm, 12"
G	914 mm, 36"
H	1067 mm, 42"
I	1220 mm, 48"
J	1372 mm, 54"
K	1520 mm, 60"

RIGID STEM LENGTH (mm, inches)	
Standard (M50, M51, M52)	
4	153 mm, 6"
5	318 mm, 12.5"
Available on request	
1	38 mm, 1.5"
2	50 mm, 2"
3	76 mm, 3"
6	350 mm, 14"
7	400 mm, 16"
8	456 mm, 18"

THREAD	
Standard	
1	1/2-20 UNF
4	M18x1.5

Examples

M52-0-L-B07C-1-4-F-000
 Mechanical melt pressure gauge with type "J" thermocouple, 1/2-20 UNF thread, 700 bar full scale output, 1.0% accuracy class, 153 mm (6") rigid stem, 760 mm (30") flexible armor

M50-0-L-P05M-1-4-0-000
 Mechanical melt pressure gauge, rigid stem, 1/2-20 thread, 5000 psi full scale output, 1.0% accuracy class, 153 mm (6") rigid stem

GEFRAN reserves the right to make any kind of design or functional modification at any moment without prior notice.