

## PosiTest<sup>®</sup> DFT Coating Thickness Gage Instruction Manual v. 4.0

**Combo:** measures on all metals. The letter “F” (ferrous, e.g. steel) or “N” (non-ferrous, e.g. aluminum) is displayed with each reading depending on the substrate. Gage automatically recognizes the substrate.




**Ferrous:** measures on steel only. The letter “F” is always displayed.


**Operation:** Press either button to power-up. Place flat on surface. Hold steady. When measurement is obtained, new reading flashes. Lift gage or leave on the surface for repeated measurements.


**Menu:** Press both ⊖ ⊕ buttons simultaneously to access the gage menu. Navigate the menu using the ⊖ ⊕ buttons. Press both buttons to select:


↩ **Exit menu** and return to main screen


 **Switch Measurement Units**

 **Zero Calibration Adjustment:** Measure the uncoated part. Zeroing provides the best coating thickness accuracy.

 **1 Point Calibration Adjustment:** Also known as ‘Offset’ or ‘Correction Value.’ Measure a known thickness. Adjust the reading up ⊕ or down ⊖ using the gage buttons until expected thickness is displayed. Press ⊖ ⊕ to accept.


 **Reset:** Restore factory calibration, units, and screen rotation settings. Handy when an uncoated part is not available for zeroing.


 Indicates that the gage is in factory calibration


 **Brightness:** Use ⊖ or ⊕ buttons to adjust screen brightness.

 **Auto Rotate Lock**

 **Power-down the gage**

 **Average:** Select to display a running average of up to 99 readings. The following icons will be displayed in gage menu:

 **Delete Last Reading:** select to delete the last reading from average. **Shortcut:** Press ⊖

 **Clear:** select to clear running average. **Shortcut:** Press ⊕

 **Off:** Turn off Average

**Shims:** Included plastic shims provide a quick operational check. Also used for protection on tacky, rough or hot surfaces.

**Battery Indicator:** Replace AAA Alkaline batteries when indicator turns RED.

**Range:** 0-40 mils      0-1000 µm  
**Accuracy:** +/- (0.1 mils + 3%)    +/- (2µm + 3%)

DeFelsko's sole warranty, remedy and liability are the express limited warranty, remedy, and limited liability that are set forth on its website: