

SERIES DCT1000 | DUST COLLECTOR TIMER CONTROLLER

FEATURES/BENEFITS

- Universal power requirements
- Standard mounting holes to other dust collector controllers for use in existing installations
- Able to automatically detect any channel expander connected

APPLICATIONS

- Dust collection
- Pneumatic conveying


DESCRIPTION

The **Series DCT1000 Dust Controller Timer Controller** simplifies on-demand cleaning requirements by eliminating the need for external devices such as pressure switches, relays, and timers. The modular design allows for use as a continuous cleaning control or on-demand cleaning control using the optional plug-in pressure module. The DCT1000 is the same size for 6, 10, and 22 channels, allowing one board size to be the standard on one enclosure.

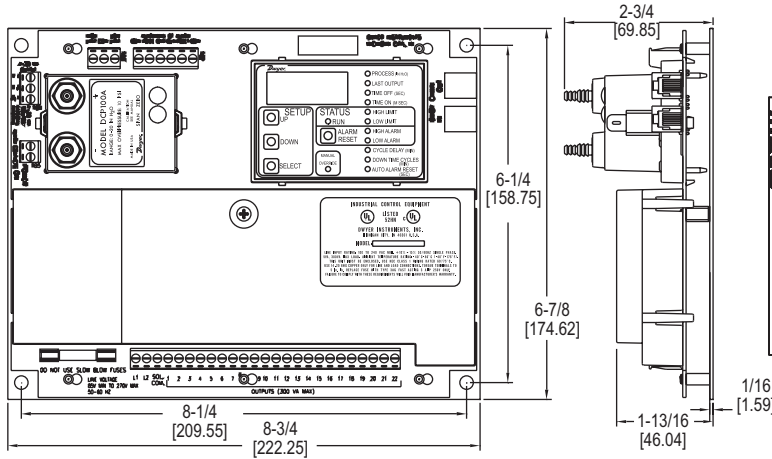


SPECIFICATIONS

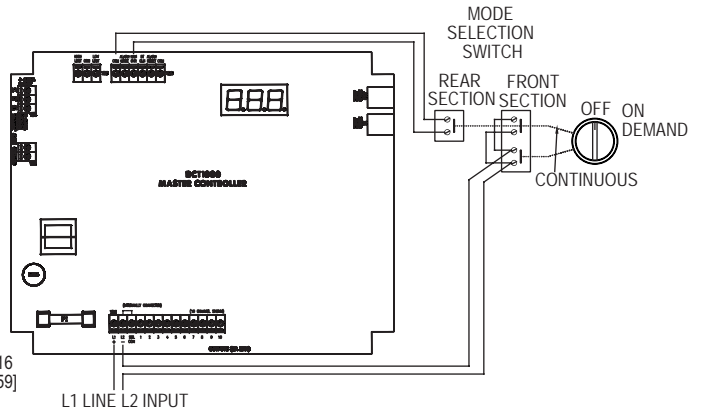
Output Channels	6, 10 & 22 channels available. Expandable to 255 channels using DCT1122 & DCT1110 channel expander boards.
Power Requirements	85 to 270 VAC, 50 or 60 Hz.
Power Consumption	5 W.
Solenoid Supply	3A maximum per channel.
Fuse	3 A @ 250 VAC. Low voltage control circuitry is isolated from the line voltage for system safety.
Temperature Limits	-40 to 140°F (-40 to 60°C).
Storage Temperature Limits	-40 to 176°F (-40 to 80°C).
On Time	10 msec to 600 msec, 10 msec steps.
On Time Accuracy	±10 msec.
Off-Time	1 s to 255 s, 1 s steps.
Off-Time Accuracy	±1% of the value or ±50 msec, whichever is greater.
Weight	1 lb, 3.0 oz (538.6 g).
Agency Approvals	cUL, UL.



DIMENSIONS



WIRING DIAGRAM



HOW TO ORDER

Use the **bold** characters from the chart below to construct a product code.

DCT10 **06** **-WP**

SERIES

- DCT10:** Dust Collector Timer Controller
- DCT11:** Channel Expander

NUMBER OF CHANNELS

- 06:** 6 channels
- 10:** 10 channels
- 22:** 22 channels

OPTIONS

- AT:** Aluminum tag
- COC:** Certificate of conformance
- COO:** Certificate of US origin
- DCP100A:** Pressure module 10 in w.c.
- ST:** Stainless steel tag
- DCP200A:** Pressure module 20 in w.c.
- WP:** Weatherproof housing only
- WPP:** Weatherproof housing w/ pressure ports
- WPPS:** Weatherproof housing w/ pressure ports, three position rotary switch
- EXPL:** Explosion-proof housing

Important Notice: Dwyer Instruments, Inc. reserves the right to make changes to or discontinue any product or service identified in this publication without notice. Dwyer advises its customers to obtain the latest version of the relevant information to verify, before placing any orders, that the information being relied upon is current.