



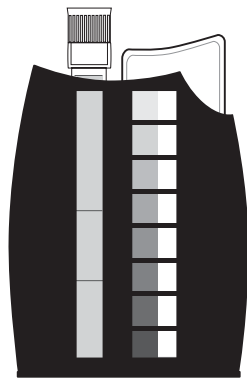
CHLORINE KIT
OCTA-SLIDE 2, 0.1-1.0 ppm
CODE 3312-01

QUANTITY	CONTENTS	CODE
50	*Chlorine DPD #1R Tablets (6999A)	*6905A-6999ABOX
50	*Chlorine DPD #3R Tablets (6905A)	
2	Test Tubes, plastic, 2.5-5-10mL, w/caps	0106
1	Octa-Slide 2 Viewer	1101
1	Chlorine Octa-Slide 2 Bar, 0.1-1.0 ppm	3405-01

*WARNING: Reagents marked with an * are considered to be potential health hazards. To view or print a Material Safety Data Sheet (MSDS) for these reagents go to www.lamotte.com. To obtain a printed copy, contact LaMotte by e-mail, phone or fax.

To order individual reagents or test kit components, use the specified code number. This kit is for use in testing potable drinking water for Free Available Chlorine, Total Residual Chlorine, and Combined Chlorine.

USE OF THE OCTA-SLIDE 2 VIEWER



The Octa-Slide 2 Viewer should be held so non-direct light enters through the back of the Viewer. Insert the reacted sample into the top of the Viewer. Slide the Octa-Slide 2 Bar into the Viewer and match the color of the reaction to the color standards.

WARNING! This set contains chemicals that may be harmful if misused. Read cautions on individual containers carefully. Not to be used by children except under adult supervision.

EPA ACCEPTED PROCEDURE



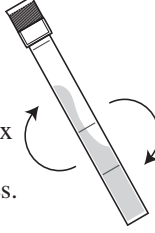



EPA Accepted for NPDWR monitoring. For compliance monitoring a Check Standard should be prepared.

CHECK STANDARD PREPARATION: 1 ppm equivalent solution


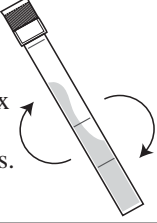



1. Prepare a stock solution containing 891 mg potassium permanganate diluted to 1 L with distilled water in a volumetric flask (1000 ppm equivalent solution). Prepared fresh daily.
2. Dilute 1 mL of this solution to 1000 mL with distilled water in a volumetric flask. This solution is equivalent to 1 ppm Free Available Chlorine.

PROCEDURES

FREE AVAILABLE CHLORINE

<p>1.  Fill a test tube (0106) to the 5 mL line with the water sample.</p>	<p>2.  Add one *Chlorine DPD #1R Tablet (6999A).</p>	<p>3.  Cap and mix until tablet disintegrates.</p>
<p>4.  Insert Chlorine Octa-Slide 2 Bar (3405-01) into the Octa-Slide 2 Viewer (1101).</p>	<p>5.  Insert test tube into Octa-Slide 2 Viewer.</p>	<p>6.  Match sample color to a color standard. Record as ppm Free Available Chlorine.</p>
<p>NOTE: Retain this sample if Total Residual Chlorine and Combined Chlorine are to be tested.</p>		

TOTAL RESIDUAL CHLORINE

<p>7.  Add one *Chlorine DPD #3R Tablet (6905A) to sample from Step 4.</p>	<p>8.  Cap and mix until tablet disintegrates.</p>	<p>9.  Insert Chlorine Octa-Slide 2 Bar (3405-01) into the Octa-Slide 2 Viewer (1101).</p>
<p>10.  Insert test tube into Octa-Slide 2 Viewer.</p>	<p>11.  Match sample color to a color standard. Record as ppm Total Residual Chlorine.</p> <p>NOTE: Thoroughly clean and rinse test tubes after each use.</p>	

COMBINED CHLORINE

$$\text{Combined Chlorine, ppm} = \text{Total Residual Chlorine, ppm} - \text{Free Available Chlorine, ppm}$$