

VerifEye™ Series 1000 Single Phase Meter Kits

Submetering Solutions for Accurate Measurement & Verification



- kWh meter and optional demand reset
- 100 - 800 Amps
- Pulse output—standard features
- Large LCD display
- Kit includes submeter and required Current Transformers (CTs)

DESCRIPTION

The Leviton VerifEye™ Series 1000 line of revenue-grade meters meets all measurement and verification-based opportunities including load management and LEED rating achievement. Designed to provide a simple and effective process for accurately capturing measurements of power consumption, Series 1000 Meters are easy to specify and install for new construction and retrofits.

Leviton meters utilize highly accurate current transformers for revenue-grade performance certified to ANSI standards. Competing products use current sensors that do not provide the same level of performance. Leviton offers CTs in solid and split core styles to accommodate all phases of installation and construction.

Solid core CTs are ideal for new construction, when power is not live and wires can easily be threaded through the core. Split core CTs can be installed at any time without having to disconnect wire terminations, making them the optimal choice for retrofitting an existing structure.

Split core CTs close securely for fast, precise installation with no need for time-consuming tie wraps and no worries about improper seating or core half separation. Both solid and split core CTs offer high quality, long term accuracy and reliability.

Every Series 1000 Meter has an installer-friendly feedback feature. The red reverse phase indicator acts as an installation diagnostics tool and illuminates if a meter is improperly installed. After installation, the green duty cycle light shows that the meter is collecting the electrical consumption data at the appropriate rate. All 100 and 200 Amp solid core CTs have color-coded labels to easily identify correct line/load orientation.

APPLICATIONS

Use Series 1000 Meters in commercial, institutional, industrial and government applications for:

- Load profiling and benchmarking
- AMR/BAS/BMS/EMS integration
- Usage aggregation
- Tenant cost allocation
- Measurement and verification
- Energy conservation and cost reduction
- Green building initiatives and government mandates

Leviton Manufacturing Co., Inc. Energy Management, Controls and Automation

VerifEye™ Series 1000 Single Phase Meter Kits

PRODUCT DATA

FEATURES

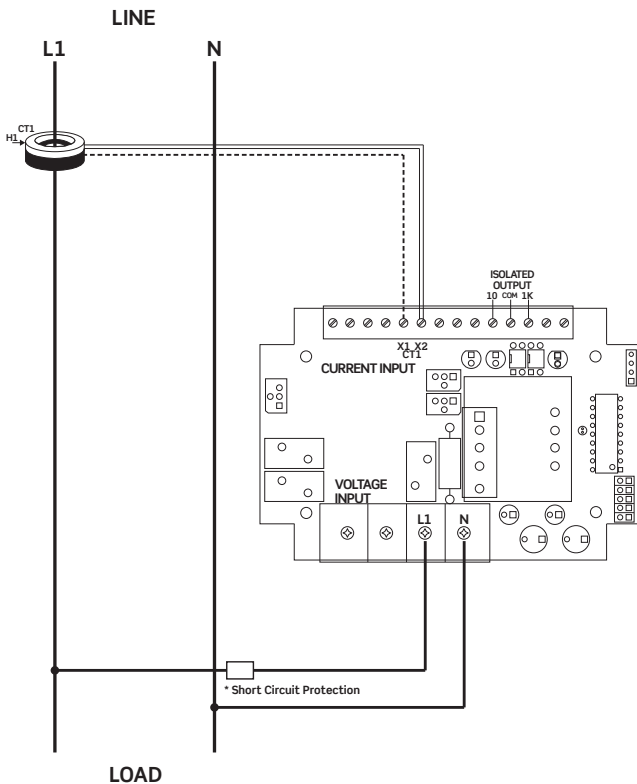
- Measures kWh and peak demand (optional)
- Conforms to all applicable standards of ANSI C12.1
- Equipped standard with an Isolated Pulse Output channel for easy AMR/BAS/BMS/EMS interface
- Utilizes either revenue-grade 0.5% accuracy class 0.1A secondary solid core current transformers (CTs) that conform to all applicable ANSI requirements or 1.0% accuracy split-core CTs
- Up to three sets of CTs per phase can be paralleled per meter without the need for a meter multiplier
- Enclosure options include surface mount industrial grade JIC steel indoor and NEMA 4X outdoor
- Interfaces with numerous communication systems – Hardwired Automatic Meter Reading (AMR) or wireless AMR
- Large LCD display shows kWh and optional peak and instantaneous kW with Demand Reset
- Load Indicator LED verifies meter functionality
- Reverse Phase Indicator LED illuminates if the meter is improperly installed
- CT lead length maximum: 48"
- UL/cUL Listed Energy Usage Monitor per CCN FTRZ
- Five year warranty

CONFIGURATIONS*

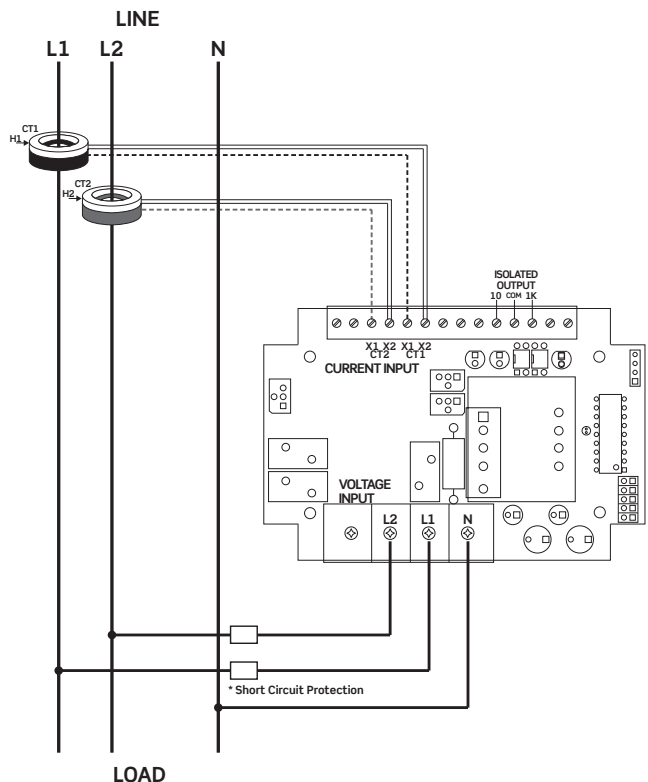
AMPERAGES	PHASE/VOLTAGES
100-800A	1Ø/2W-120V
100-800A	1Ø/3W-120/208/240V
100-800A	1Ø/2W - 277V
100-800A	1Ø/3W - 277/480V

* Contact factory for non-US voltage configurations.

SINGLE ELEMENT SERIES 1000 HOOKUP DIAGRAM

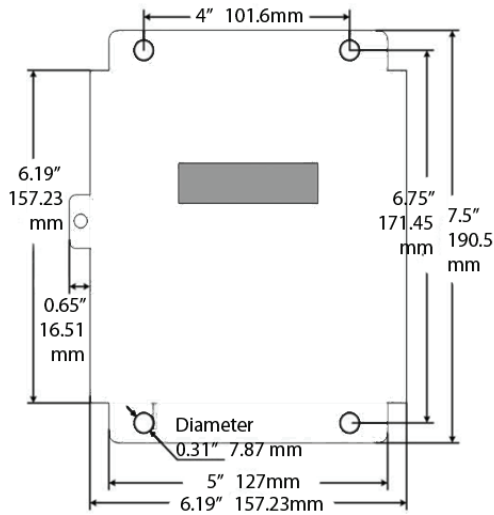


DUAL ELEMENT SERIES 1000 HOOKUP DIAGRAM

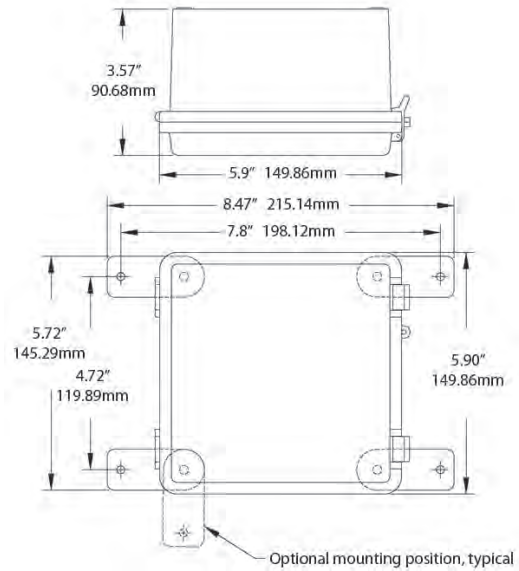


Leviton recommends solid core transformers (CTs) for revenue-grade accuracy. Our 100A and 200A color coded CTs assist with correct installation by indicating phase monitored. Split core CTs are also available upon request for applications where power cannot be interrupted during installation. Our 100-800 Amp Split Core CTs offer +/-1.0% accuracy.

**DIMENSIONS
INDOOR ENCLOSURE**



OUTDOOR ENCLOSURE



ORDERING INFORMATION

Series 1000 Single Phase Meter Kits - Indoor Enclosure

NOTE: All kits include meter, specified enclosure and Current Transformers (CTs)

Voltage	Amps	CTs Included	Leviton P/N
120V 1 PH 2 W	100	1 Split CT	1K120-01W
	200	1 Split CT	1K120-02W
	400	1 Split CT	1K120-04W
	800	1 Split CT	1K120-08W
	100	1 SOLID CT	1K120-1SW
	200	1 SOLID CT	1K120-2SW
120/208V 1 PH 3 W or 120/240V 1 PH 3 W (Split Phase)	100	2 Split CTs	1K240-01W
	200	2 Split CTs	1K240-02W
	400	2 Split CTs	1K240-04W
	800	2 Split CTs	1K240-08W
	100	2 SOLID CTs	1K240-1SW
	200	2 SOLID CTs	1K240-2SW
277V 1 PH 2W	100	1 Split CT	1K277-01W
	200	1 Split CT	1K277-02W
	400	1 Split CT	1K277-04W
	800	1 Split CT	1K277-08W
	100	1 SOLID CT	1K277-1SW
	200	1 SOLID CT	1K277-2SW

VerifEye™ Series 1000 Single Phase Meter Kits

PRODUCT DATA



ORDERING INFORMATION, CONT'D

Series 1000 Single Phase Meter Kits—Outdoor Enclosure

Voltage	Amps	CTs Included	Leviton P/N
120V 1 PH 2 W	100	1 Split CT	10120-01W
	200	1 Split CT	10120-02W
	400	1 Split CT	10120-04W
	800	1 Split CT	10120-08W
120/208V 1 PH 3 W or 120/240V 1 PH 3 W (Split Phase)	100	2 Split CTs	10240-01W
	200	2 Split CTs	10240-02W
	400	2 Split CTs	10240-04W
	800	2 Split CTs	10240-08W
277V 1 PH 2 W	100	1 Split CT	10277-01W
	200	1 Split CT	10277-02W
	400	1 Split CT	10277-04W
	800	1 Split CT	10277-08W

Series 1000 Single Phase Standalone Meters

NOTE: Current Transformers (CTs) sold separately - see Current Transformers product data sheet for ordering information.

Voltage	Leviton P/N*
INDOOR SINGLE ELEMENT METER, 1PH 2W	
120V	1N120-xxx
277V	1N277-xxx
INDOOR DUAL ELEMENT METER, 2PH 3W	
120/208/240V	1N240-xxx
277/480V	1N480-xxx
OUTDOOR SINGLE ELEMENT METER, 1PH 2W	
120V	1R120-xxx
277V	1R277-xxx
OUTDOOR DUAL ELEMENT METER, 2PH 3W	
120/208/240V	1R240-xxx
277/480V	1R480-xxx

* When ordering a Series 1000 Standalone Meter, replace xxx with the following to indicate amperage ratings:

- 011: 100:0.1A, Max 100A
- 021: 200:0.1A, Max 200A
- 041: 400:0.1A, Max 400A
- 081: 800:0.1A, Max 800A
- Demand Option (for indoor models only): replace the last digit in the suffix with a "D"

The following products are also part of the Leviton line of integrated metering solutions:

Series 1000 Meters	0.5% Mini Meters
Series 2000 Meters	Mini Meters
Series 3500 Meters	Multiple Meter Units (MMUs)
Series 4000/4100 Meters	Current Transformers (CTs)
Series 8000 Multi-Point Meters	BillSuite
EMH+ Integrated Meter & Hub	Energy Management Monitoring Software
	Building Manager Online (BMO) 3.0

VeriEye™ Series 1000 Single Phase Meter Kits