

SHARK® 100S

SHARK® 200S

ELECTRONIC SUBMETERS WITH WIFI ETHERNET CAPABILITY



NEW

INDUSTRY LEADING TECHNOLOGY

- High Performance Metering Technology
- 0.2% Accuracy Class — Highly Accurate
- Revenue Certifiable Test Pulse with KYZ Output
- IEEE 802.11 Wireless Ethernet Capability
- 10/100BaseT Ethernet - RJ45
- Modbus RS485 or Modbus TCP
- For Commercial Building, Industrial and Shopping Mall Applications
- 2 Megabytes Flash Memory for Extensive Datalogging (Shark® 200S Submeter)

Shark® 100S
Economical WiFi
Submeter

Real Time
Monitoring Only



Shark® 200S
Advanced Datalogging
WiFi Submeter

Onboard Logging,
Automated Billing

www.electroind.com



Electro Industries/GaugeTech™
The Leader in Power Monitoring and Smart Grid Solutions™



1.800.561.8187

www.itm.com


information@itm.com

Feature Summary

- 0.2% Class Revenue Certifiable Energy and Demand Submeter
- Meets ANSI C12.20 (0.2%) and IEC 62053-22 (0.2%) Classes
- Multifunction Measurement Capability
- Bright Red LED Display with three .56" lines
- % of Load Bar for Analog Meter Perception
- Ethernet or Wireless Ethernet (Modbus TCP)
- Serial RS485 Communication (Modbus RTU/ASCII)
- Direct Interface with Most Building Management Systems
- Very Easy To Install
- Extensive Datalogging and Alarm Recording (Shark® 200S Submeter)



**Highly Accurate Metering,
Simple Communication Technology**




Applications

- Universities
- Commercial Buildings
- Shopping Malls
- Airports
- Industrial Submetering
- Government Facilities
- Military
- Energy Efficiency OEMs

Introduction

Electro Industries introduces the most advanced series of electrical submeters available. These high performance products measure revenue grade electrical energy usage and communicate back information using RS485, RJ45 Ethernet or IEEE 802.11 WiFi Ethernet connections. Place a unit anywhere within a facility and it can communicate back to central software quickly and automatically.

The units use standard 5 or 1 Amp CTs (either split or donut). They surface mount to any wall and are easily programmed in minutes.



Use Ethernet or WiFi to easily meter any facility

V-Switch™ Technology Measurement Upgrade Packs

The Shark® 100S/200S submeters are equipped with EIG's exclusive V-Switch™ technology, a virtual firmware-based switch that allows you to enable meter features through communication, even after installation. Using V-Switch™ keys, you can purchase what you require now and field upgrade functionality as needed. This allows you to optimize your metering investment. Begin with a simple energy billing submeter and upgrade it to a full functionality energy billing meter with power quality and alarm measurements.

Shark® Series Submeter Accuracy (Class 10)

Measured Values	Accuracy
Voltage L-N	0.1% of Reading
Voltage L-L	0.1% of Reading
Current	0.1% of Reading
+/- Watts	0.2% of Reading
+/- Wh	0.2% of Reading
+/- VARs	0.2% of Reading
+/- VARh	0.2% of Reading
VA	0.2% of Reading
VAh	0.2% of Reading
PF	0.2% of Reading
Frequency	0.03 Hz (100S) / 0.007 Hz (200S)
%THD (Shark® 100S only)	5.0 %
Load Bar	+/- 1 Segment

Traceable Watt-Hour Test Pulse for Accuracy Certification

To be certified for revenue metering, power providers and utility companies need to know that the billing energy meter will perform to its stated accuracy. To verify the meter's performance and calibration, power providers use field test standards to insure that the unit's energy measurements are correct. Since the Shark® 100S/200S submeters are traceable revenue meters, they contain a utility grade test pulse allowing power providers to verify and confirm that the meters are performing to their rated accuracy. This is an essential feature required of all billing grade meters.

Available V-Switches:

- V3 (100S only) – Volts, Amps, kW, kVAR, PF, kVA, Freq, kWh, kVAh, kVARh
 - V4 (100S only) – Volts, Amps, kW, kVAR, PF, kVA, Freq, kWh, kVAh, kVARh, %THD Monitoring and Limit Exceeded Alarms
 - V33 (200S only) – Volts, Amps, kW, kVAR, PF, kVA, Freq, kWh, kVAh, kVARh, 2 Megabytes Datalogging memory and Limit Exceeded Alarms
- Note: The Shark® 200S submeter does not have an upgrade for harmonic measurements.

Generate Cost Allocation and Billing

Using Electro Industries' EnergyReporter EXT software, you can track energy usage data to provide utility bills for usage and demand. You can also customize rate structures and aggregate multiple meters for billing. The EnergyReporter EXT application produces bills utilizing either Energy Manager HMI EXT logging or from data stored in Shark® 200S logs. For simple bill generation we highly recommend using the Shark® 200S submeter with internal logging.

- Lower demand cost
- Provide meter billing services
- Provide user accountability for actual usage

The screenshot displays the 'ENERGY BILLING REPORT' interface. At the top, it shows 'INDUSTRIAL CAMPUS' and 'August 4, 2005'. Key metrics include: Total Facility Usage: 1525885.00 KWHr, Total Energy Cost to Date: \$76294.25, and Peak Demand: 4990.00 KW. Below this, a table compares current month usage (1,525,885.00 KWHr, \$76,294.25) with the last month (3,001,776.00 KWHr, \$150,088.01) and year-to-date (5,026.6 KW, \$150,088.01). The interface includes navigation buttons like 'PREV. MONTH' and 'REPORT', and a sidebar with building categories: BUILDING B, BUILDING Q, and ADMINISTRATION E.

Utility Peak Demand Metering

The Shark® 100S/200S submeters provide user-configured Block Window or Rolling Window Demand. This allows you to set up a particular utility demand profile. Block Window Demand is demand used over a fixed user-configured demand period (usually 5, 15 or 30 minutes). Rolling Window Demand is a fixed window demand that moves for a user specified sub-interval period. An example is a 15-minute demand using 3 subintervals,

providing a new demand reading every 5 minutes based on the last 15 minutes. Readings for kW, kVAR, kVA and PF are calculated using utility demand structures. Other parameters offer max and min capability over the user-selectable averaging period. Voltage provides a non-rolling instantaneous max and min reading, displaying the highest surge and lowest sag seen by the meter.

Advanced Communication Capability with IrDA Interface

Standard Modbus RS485 Communication

Standard communication includes an RS485 output speaking Modbus protocol. This allows the unit to be connected to any serial RS485 bus using the Modbus interface. The unit communicates easily with most building automation or other software systems. Baud rates are up to 57.6K baud to provide fast update times.

WiFi or Land Based Ethernet

The unit offers two Ethernet options — either an RJ45 or WiFi connection. The WiFi option allows the 100S/200S submeter to be used on standard WiFi base stations. The unit is assigned an IP address; it communicates Modbus protocol over Ethernet TCP/IP.


IrDA Port

Use an IrDA-equipped laptop PC to program and read the Shark® 100S/200S submeter.

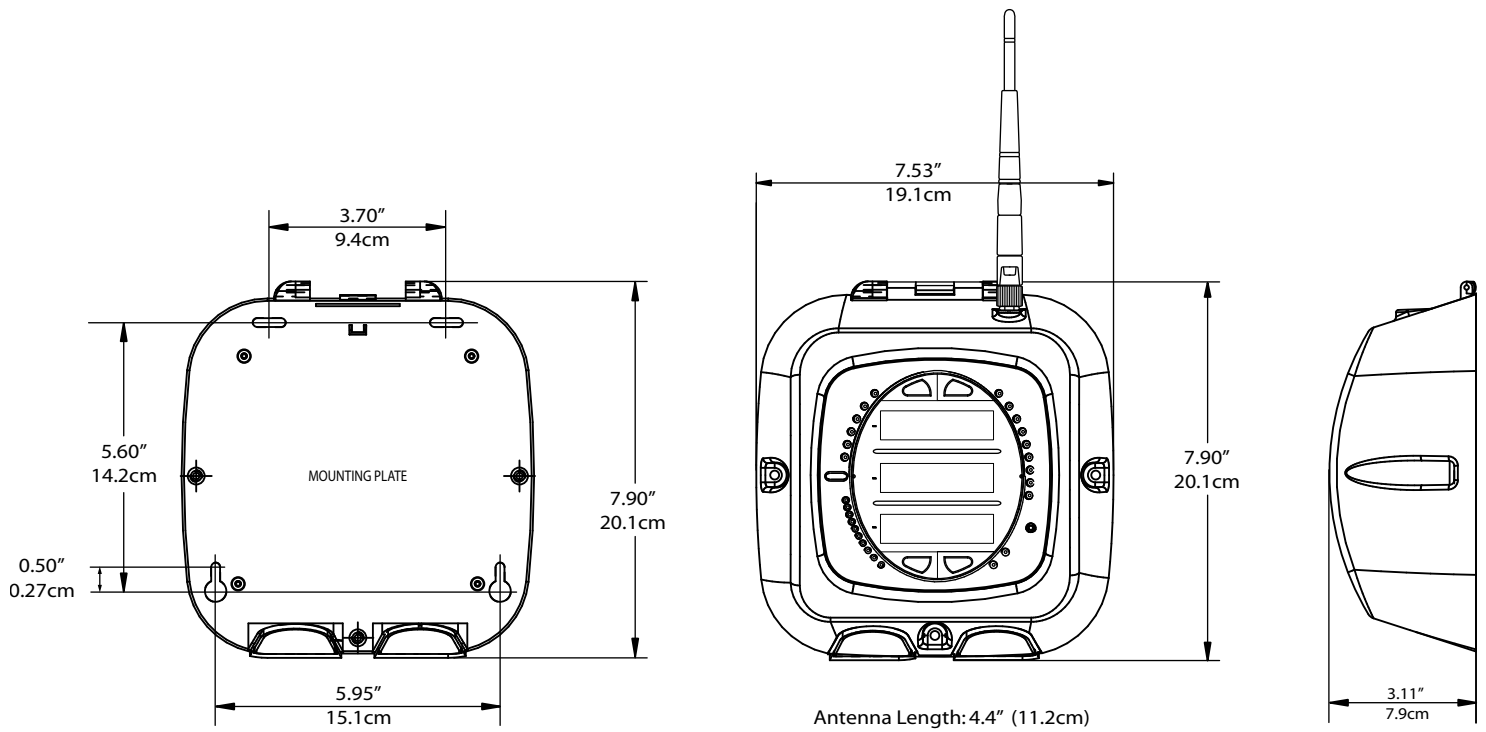


KYZ Pulse

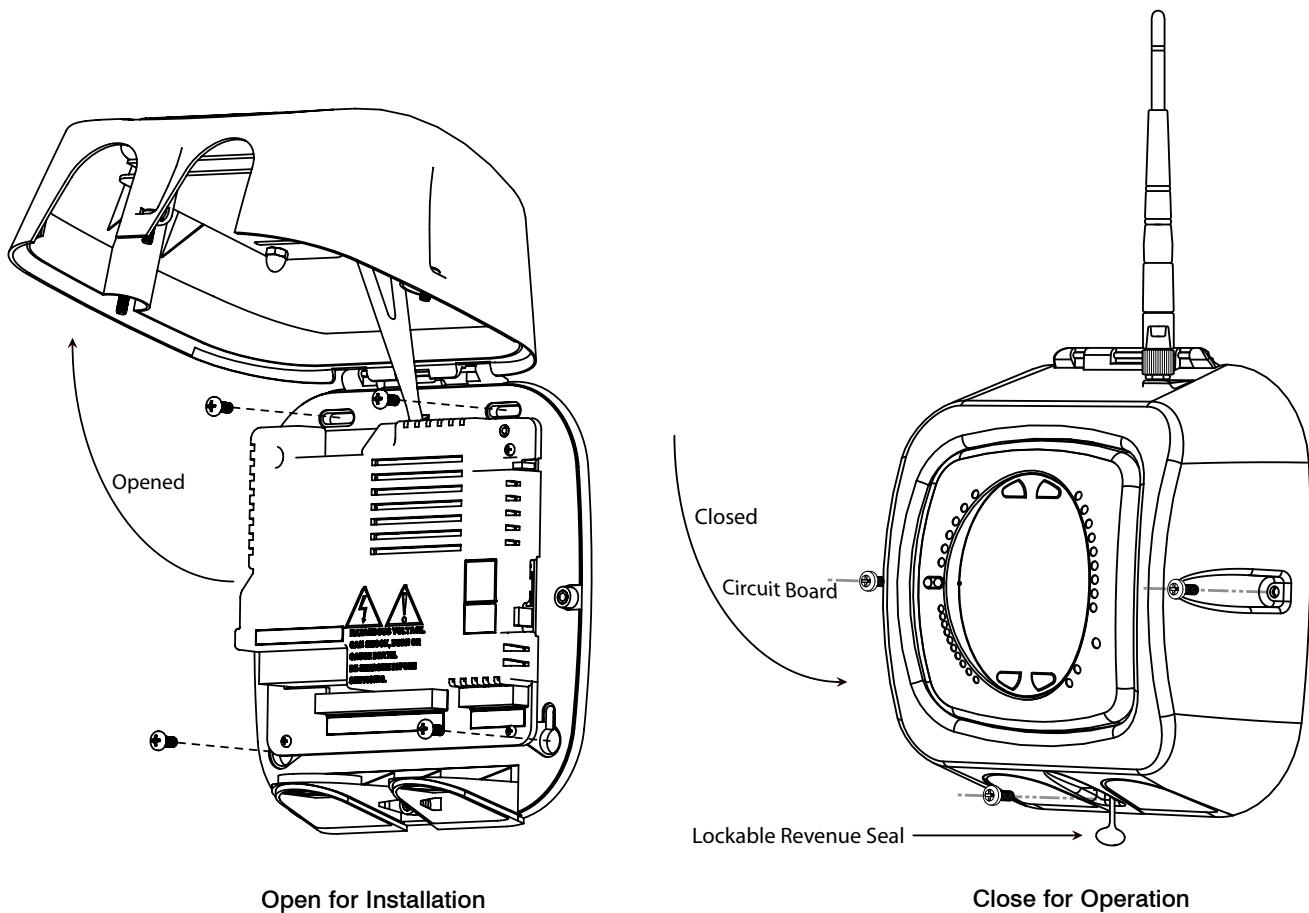
For applications in which a pulse is needed, the unit also provides a KYZ output which pulses proportional to the amount of energy consumed. This feature is used for pulse counting applications or for building management systems where serial or Ethernet protocol is not available.



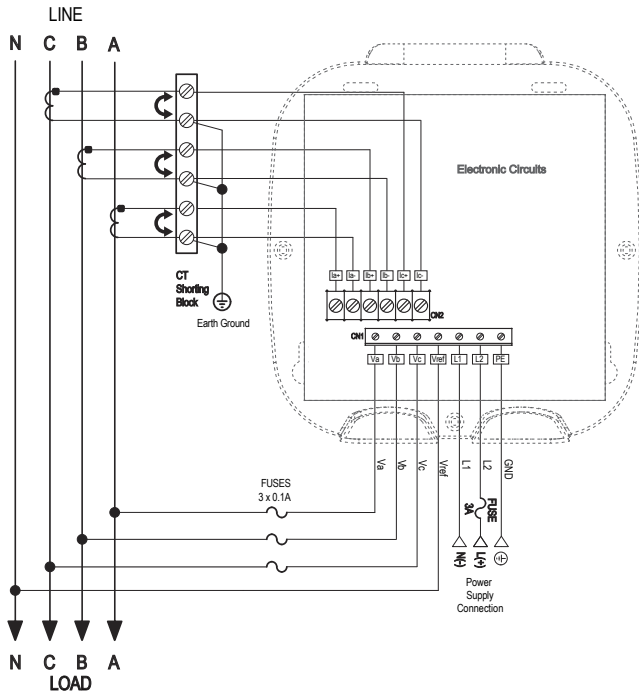
Dimensional Drawings



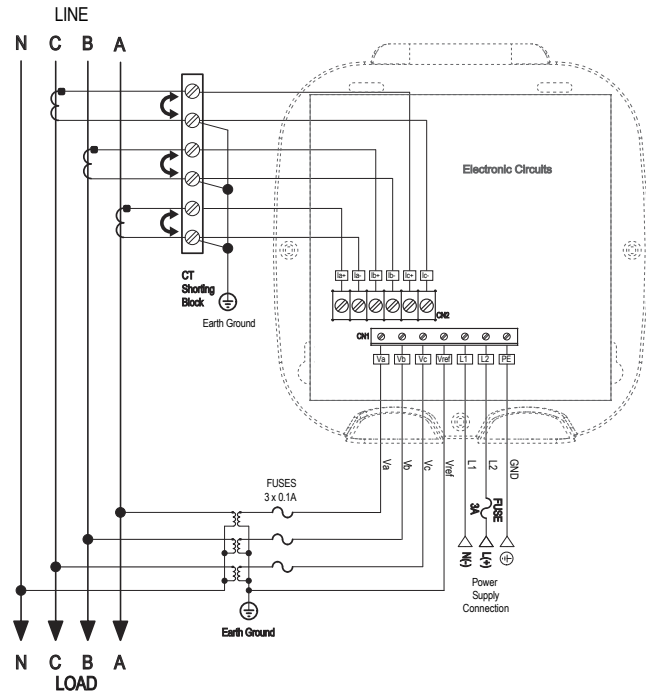
Installation



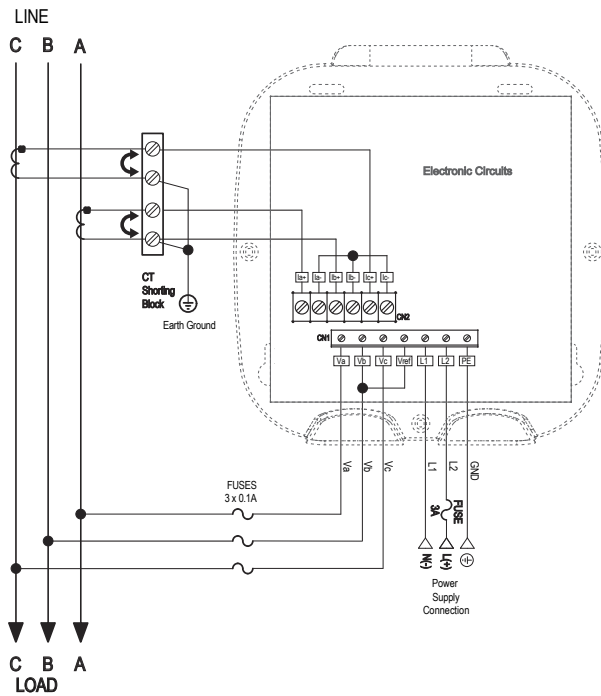
Wiring Diagrams



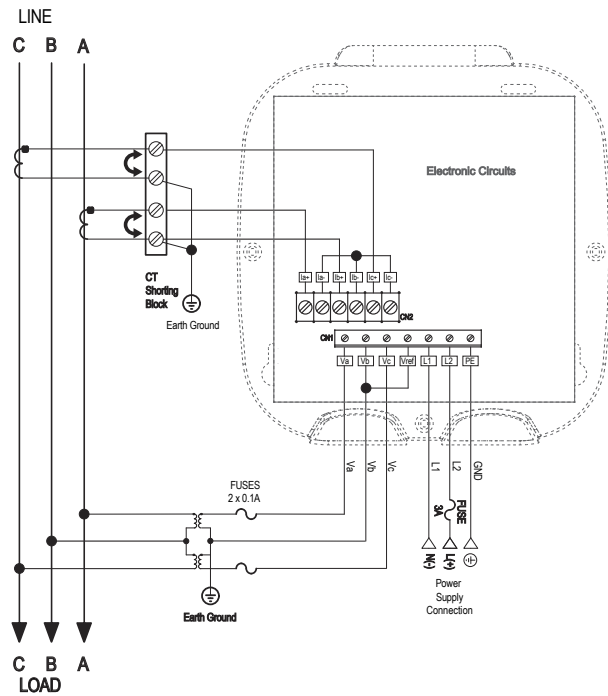
3 Phase 4 Wire WYE Direct



3 Phase 4 Wire WYE with PTS



3 Phase 3 Wire Delta Direct



3 Phase 3 Wire Delta with PTS

Specifications

Voltage Inputs

- 20-416 Volts Line To Neutral, (Shark® 100S meter), 20-576 Volts Line to Neutral (Shark® 200S meter)
- 0-721 Volts Line to Line
- Universal Voltage Input
- Input Withstand Capability – Meets IEEE C37.90.1 (Surge Withstand Capability)
- Programmable Voltage Range to Any PT ratio
- Supports: 3 Element WYE, 2.5 Element WYE, 2 Element Delta, 4 Wire Delta Systems
- Burden: 0.36VA per phase Max at 600V, 0.014VA at 120 Volts

Current Inputs

- Class 10: 5 Amp Nominal, 10 Amp Maximum
- Class 2: 1 Amp Nominal, 2 Amp Secondary
- Programmable Current to Any CT Ratio
- Burden 0.005VA per phase Max at 11Amps
- 5mA Pickup Current for Class 10

- 1mA Pickup Current for Class 2
- Current Surge Withstand: 100A/10 Seconds at 23° C

Isolation

All Inputs and Outputs are galvanically isolated to 2500 Volts AC.

Environmental Rating

- Storage: (-20 to +70)° C
- Operating: (-20 to +70)° C
- Humidity: to 95% RH (Non-condensing)

Sensing Method

- RMS
- Sampling at 400+ Samples per Cycle on all channels measured readings simultaneously
- Harmonic %THD (% of Total Harmonic Distortion) - Shark® 100S meter only

Update Rate

- Watts, VAR and VA - Every 6 cycles (e.g., 100ms @ 60Hz)
- All other parameters - Every

60 cycles (e.g., 1s @ 60Hz) (1 second for Current Only measurement, if reference voltage is not available)

Power Supply

- (90 to 400) Volts AC and (100 to 370) Volts DC. Universal AC/DC Supply
- Burden: 16VA max.

Communication Format

- 2 Com Ports
 - RS485 Port
 - IrDA (Through Faceplate)
- Protocol Modbus RTU, Modbus ASCII
- Com Port Baud Rate: (1200 to 57600)
- Com Port Address: 0-247
- 8 Bit, Parity setting: Odd, Even, None
- Modbus RTU or ASCII Protocols

Ethernet

- 802.11b Wireless
- 10/100BaseT Ethernet (RJ45)
- Modbus TCP Protocol

Dimensions and Shipping

- Weight: 4 lbs / 1.81 kg
- 7.9H x 7.5W x 3.1D in 20.1H x 19.1W x 7.9D cm

Meter Accuracy

- See page 3

Compliance:

- IEC 62053-22 (0.2% Accuracy)
- ANSI C12.20 (0.2% Accuracy)
- ANSI (IEEE) C37.90.1 Surge Withstand
- ANSI C62.41 – Burst
- EN61000-6-2 – Immunity for Industrial Environments: 2005
- EN61000-6-4 – Emission Standards for Industrial Environments: 2007
- EN61326-1 EMC Requirements: 2006
- Certified to UL 61010-1 and CSA C22.2 No. 61010-1, UL File: E250818
- CSA C22.2 No. 61010-1, UL File: E250818
- REACH/RoHS Compliance

Ordering Information

To order, please fill out ordering guide:

Model	Frequency	Current Class	V-Switch™ Pack	Communication Format
Option Numbers:	-	-	-	-
Example: Shark® 100S	60	10	V3	485
Shark® 100S	50 50 Hz System	10 5 Amp Secondary	V3* Default with Energy Counters (Shark® 100S)	485 RS485
Shark® 200S	60 60 Hz System	2 1 Amp Secondary	V4* Above with Harmonics and Limits (Shark® 100S)	WiFi Wireless or LAN Based Ethernet
			V33** Multi-Function Meter with 2 MB Datalogging Memory (Shark® 200S)	

* Shark® 100S meter only

** Shark® 200S meter only

Additional Accessories

Communication Converters

CAB 6490 – USB to IrDA Adapter for Programming

Unicom 2500 – RS485 to RS232 Converter

Unicom 2500-F – RS485 to RS232 to Fiber Optic Converter

Modem Manager, Model # MM1 – RS485 to RS232 Converter for Modem Communication

Compliance Documents

Certificate of Calibration, Part #: CCal – This provides Certificate of Calibration with NIST traceable Test Data.

Current Transformer Kits

CT200K – 200/5 Ratio 1.00" Window 3 CTs

CT400K – 400/5 Ratio, 1.25" Window, 3 CTs

CT800K – 800/5 Ratio, 2.06" Window, 3 CTs

CT2000K – 2000/5 Ratio, 3.00" Window, 3 CTs

CT Specifications:

Frequency: 50 to 400Hz; Insulation: 600 Volts, 10kV BIL
Flexible Leads: UL 1015 105°C, CSA Approved, 24" Long, #16AWG

Software Option Numbers

COMEXT4P – Communicator EXT™ Software, Single License

* Consult factory application engineer for additional transformer ratios, types or window sizes.

EnergyReporter EXT Software – Automated usage reporting and bill generation software for Shark® 200S Submeter only.