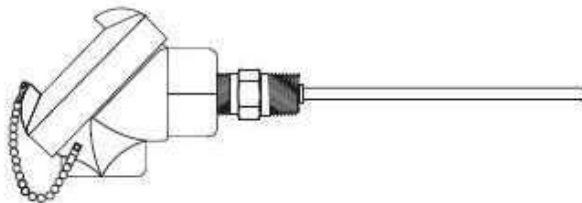
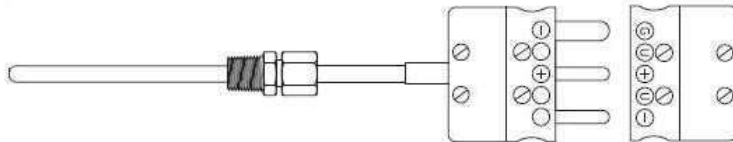




***ThermoCouple Innovations, Inc***

Resistance Temperature Detectors



# RTD ASSEMBLIES

## HOW TO CONSTRUCT A PART NUMBER

**Table 1 (Style):** See next page and choose the Style which best suits your application and enter below

**Table 2 (Connection Head)**

HEAD CODES	
0	NO HEAD
1	CAH (CAST ALUMINUM)
2	CIH (CAST IRON)
3	PPH (POLYPROPYLENE)
4	EPH (EXPLOSION PROOF)
5	MAH (MINI ALUMINUM)
6	(SPECIAL)

**Table 3 (Temperature Coefficient (Alpha) Range. CLS "A" STD)**  
Other Alphas available. Consult Factory

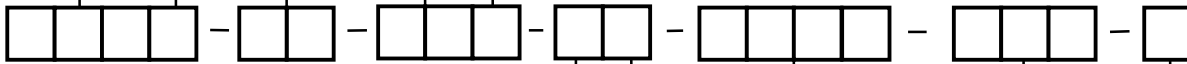
CODE	ALPHA	MAX TEMP. RANGE
	PLATINUM	
ES	0.00385	-70 to 500F (-55 to 260 C)
EH	0.00385	-328 to 1200F (-200 to 650 C)
AS	0.00392	-70 to 500F (-55 to 260 C)
AH	0.00392	-328 to 1200F (-200 to 650 C)

**Table 4 (Sheath Diameter)**

CODE	10	20	30	40	50	60	70	80
SIZE	.062"	.090"	.125"	.188"	.250"	.312"	.375"	.500"

**Table 5 (Sheath Material) \*NOT AVAILABLE IN SOME DIAMETERS**

CODE	MATERIAL	TEMP. RATING
1	304 S. Steel	1650 F (899 C)
2	310 S. Steel	2100 F (1149 C)
3	316 S. Steel	1700 F (927 C)
4	Inconel 600	2100 F (1149 C)
5*	Hastelloy C	2300 F (1260 C)
6*	Molybdenum	4000 F (2200 C)



**Table 6 (Resistance Value in Ohms @32F (0 C))**

CODE	OHMS
1	100 OHMS
2	200 OHMS
5	500 OHMS
7	1000 OHMS

**Table 7 (Number of Leads )**

CODE	WIRE
P	2 WIRES (1 WHITE & 1 RED)
T	3 WIRES (1 WHITE AND 2 RED)
F	4 WIRES (2 WHITE AND 2 RED)
S	6 WIRES (1 WHITE AND 2 RED) (DUAL ELEMENT)WHITE AND 2 BLK)

**Table 8 "P"** (Process length in inches)

Example: 048C= 48-1/2"

CODE	A	B	C	D	E
FRACTIONS	0	1/4"	1/2"	3/4"	SPL

**Table 9 "L"** (Lead length if Applicable)

**SPECIFY LENGTH INCHES**  
IF NOT NEEDED USE "000"

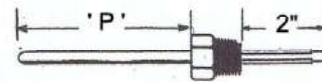
**Table 10 (Options)**

CODE
N = None
X = See Description


**#300** FIXED S.S. HEX BUSHING TOWARDS PROCESS



**#310** FIXED S.S. HEX BUSHING TOWARDS COLD END




**#320** FIXED S.S. HEX NIPPLE



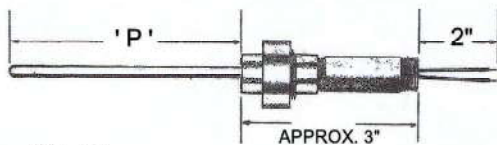
**#321** SPRING LOADED S.S. HEX NIPPLE

**#330** FIXED C.S. NIPPLE



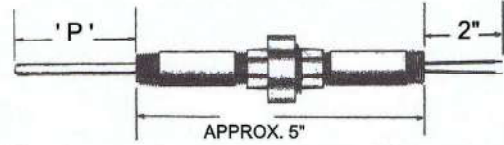
**#331** SPRING LOADED C.S. NIPPLE

**#340** FIXED C.S. NIPPLE AND UNION



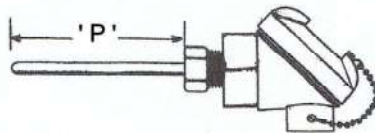
**#341** SPRING LOADED C.S. NIPPLE AND UNION

**#350** FIXED C.S. NIPPLE, UNION, NIPPLE

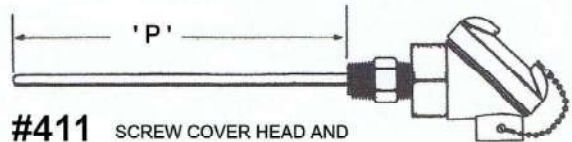


**#351** SPRING LOADED C.S. NIPPLE, UNION, NIPPLE

**#400** SCREW COVER HEAD AND FIXED BUSHING

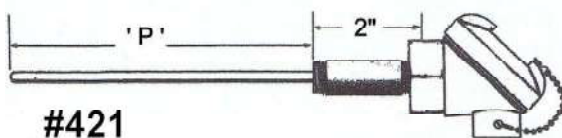


**#410** SCREW COVER HEAD AND FIXED S.S. HEX NIPPLE



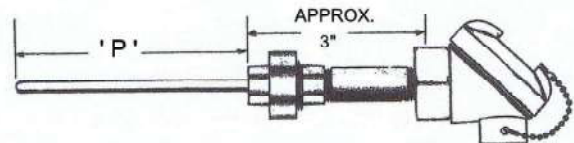
**#411** SCREW COVER HEAD AND SPRING LOADED S.S. HEX NIPPLE

**#420** SCREW COVER HEAD AND FIXED C.S. NIPPLE



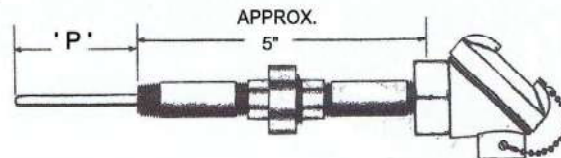
**#421** SCREW COVER HEAD AND SPRING LOADED C.S. NIPPLE

**#430** SCREW COVER HEAD AND FIXED C.S. NIPPLE AND UNION



**#431** SCREW COVER HEAD AND SPRING LOADED C.S. NIPPLE AND UNION


**#440** SCREW COVER HEAD AND FIXED C.S. NIPPLE, UNION, NIPPLE



**#441** SCREW COVER HEAD AND SPRING LOADED C.S. NIPPLE, UNION, NIPPLE

**#100**

TEFLON LEADS ('L')




STANDARD TEMPERATURE RANGE CONSTRUCTION



HIGH TEMPERATURE RANGE CONSTRUCTION

**#130**


'p'



STD. PLUG

**#140**

'p'



STD. JACK

**#150**

'p'



MINI PLUG

**#160**


'p'



MINI JACK

**#212**

TEFLON LEADS ('L')



STANDARD TEMPERATURE RANGE CONSTRUCTION

STD. PLUG




STD. PLUG

HIGH TEMPERATURE RANGE CONSTRUCTION

**#222**

TEFLON LEADS ('L')



STD. JACK

STANDARD TEMPERATURE RANGE CONSTRUCTION



STD. JACK

HIGH TEMPERATURE RANGE CONSTRUCTION


**#232**

TEFLON LEADS ('L')



MINI PLUG

STANDARD TEMPERATURE RANGE CONSTRUCTION




MINI PLUG

HIGH TEMPERATURE RANGE CONSTRUCTION

**#242**

TEFLON LEADS ('L')



MINI JACK

STANDARD TEMPERATURE RANGE CONSTRUCTION



MINI JACK

HIGH TEMPERATURE RANGE CONSTRUCTION