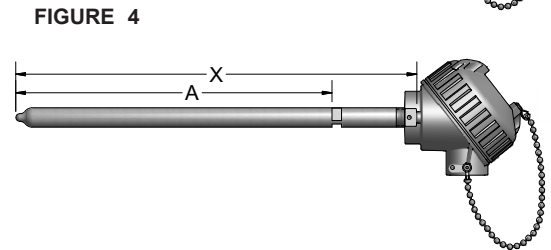
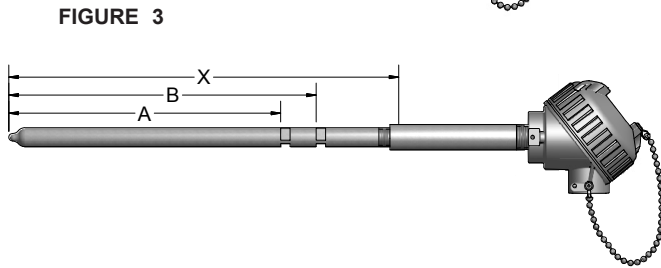
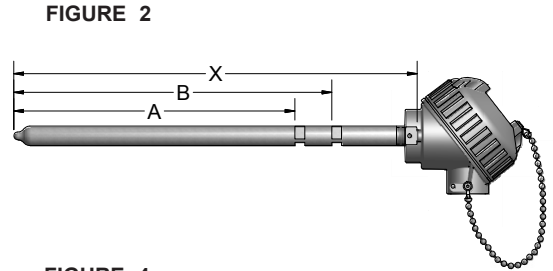
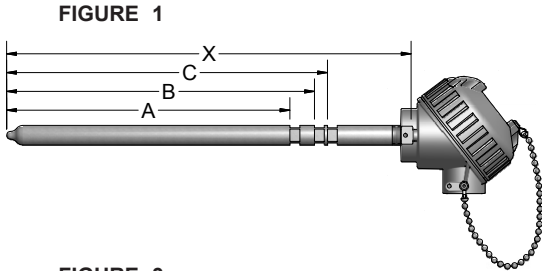


The below illustrated thermocouples are most commonly used in the mixing of rubber compounds and other abrasive substances. All standard thermocouples are individually tested to meet or surpass the Industry Time Response Test Standard. Thermocouple sensors are supplied with grounded hot junctions as standard. Thermocouples may be ordered with a choice of either a hard-chrome plated tip, or with a XH-5 coated tip that provides greater abrasion and wear resistance.



All mill slots are 5/16" wide. Abrasion-resistant tips are 0.625" O.D. x 1/2" long.

ORDER CODES

Example Order Number:

1 **J050G** - **CM** - **2** **10** - **3** **31**

1 Measuring Element

CODE		ELEMENT TYPE
SINGLE	DUPLEX	
J050G	JJ050G	Type J thermocouple

To order type K thermocouple replace 'J' in the above order code with desired (K).

3 Termination Options

CODE	ELEMENT TYPE
31	Aluminum screw-cover head
49	Aluminum flip-top head
[1]K1_ _ _	Kapton® - solid conductor

[1] Specify lead length in inches using 3 digits.

2 Mounting Configuration

CODE		MOUNTING NOTCH CONFIGURATION	TYPICAL APPLICATION BY MIXER MODELS	FIG. NO.
HARD CHROME-PLATED TIP	XH-5 COATED TIP			
10	12	3 notch (square)	11D, F80, 9D, 3D	1
20	22	2 notch (triangular)	F270, F620	2
20E	22E	2 notch (triangular) w/ nipple extension	F370, F620	3
40	42	1 notch (triangular)	F270	4

Applications are typical, but may vary by machine.

Critical Sensor Dimensions

MOUNTING CONFIG. CODE	FIG. NO.	DIMENSIONS (inches)				
		A	B	C	X	E
10 or 12	1	9 1/16	9 13/16	10 5/16	13	
20 or 22	2	13 31/32	15 31/32		18	
20E or 22E	3	13 31/32	15 31/32		17 5/8	5
40 or 42	4	10 7/32			12	

All notches are 5/16" wide (nominal)

Kapton® is a registered trademark of E. I. du Pont de Nemours and Company.