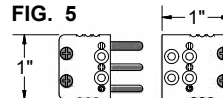
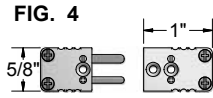
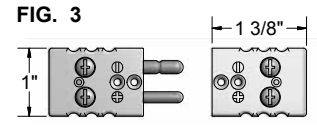
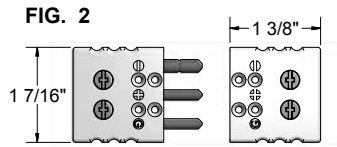
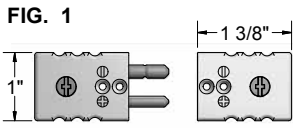


STANDARD and MINIATURE PLUGS and JACKS



EXAMPLE ORDER NUMBER: 81J or 81J-M

Standard Plugs

CODE		DESCRIPTION			
STANDARD PLUGS	STANDARD JACKS	NO. PINS	PIN TYPE	TEMP RATING	FIG. NO.
81 ^[1]	82 ^[1]	2	Hollow	200 °C	1
81 ^[1] - 3	82 ^[1] - 3	3	Hollow	200 °C	2
81 ^[1] - H	82 ^[1] - H	2	Hollow	350 °C	1
2 Pin JAB - In Connectors (solid)					
81 ^[1] - J	82 ^[1] - J	14 ga. max		200 °C	3
61K - E	62K - E	8 ga. max		177 °C	3

[1] = Insert calibration code J, K, T, E, N, R, S, or U

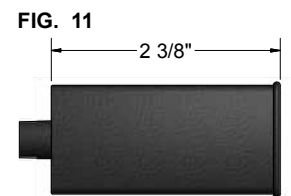
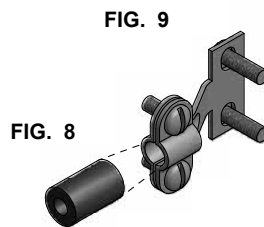
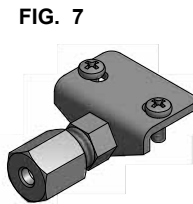
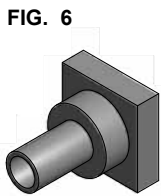
EXAMPLE ORDER NUMBER: 84K-M

Miniature Plugs

CODE		DESCRIPTION		
MINIATURE PLUGS	MINIATURE JACKS	NO. PINS	TEMP RATING	FIG. NO.
83 ^[1]	84 ^[1]	2	200 °C	4
83 ^[1] - 3	84 ^[1] - 3	3	200 °C	5
83 ^[1] - M	84 ^[1] - M	2	350 °C	4

[1] Insert calibration code J, K, T, E, N, R, S, or U

MOUNTING HARDWARE FOR PLUGS AND JACKS



EXAMPLE ORDER NUMBER: 8S1 or 8S2-2

Mounting Hardware

CODE	DESCRIPTION	FIG. NO.
8S1	Std. size cable clamp for 200 and 350 °C connectors	9
8S2 - ^[1]	Std. size brass crimp adaptor for 200 and 350 °C connectors	6
8S3 - ^[1]	Std. size compression bracket for 200 and 350 °C connectors	7
8S1 - H	Standard size cable clamp for 425 °C connectors	9
8S3 - ^[1] H	Compression bracket for 350 °C connectors	7
8M1	Mini cable clamp	9
8M2 - ^[1]	Mini brass crimp adaptor	6

[1] = Insert tube size code where required 1 = 1/16" 2 = 1/8" 3 = 3/16" 4 = 1/4" (1/4" O.D. is not available with mini brass crimp)

Miscellaneous Hardware

CODE	DESCRIPTION	FIG. NO.
Standard Connectors		
811	Rubber boot for 350 °F connectors	11
816	Wire grommet for 350 °F connectors	10
629	Cable clamp bushing	8
Miniature Connectors		
821	Wire grommet	10
831	Rubber boot	11
629	Cable clamp bushing	8